



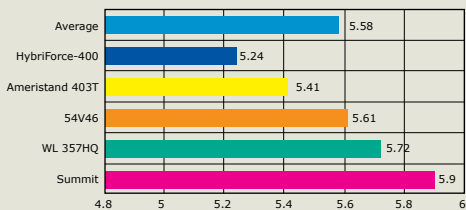
# Yield Data - Alfalfa

Get More Yield and Milk from Kussmaul's Performance Assured Alfalfas

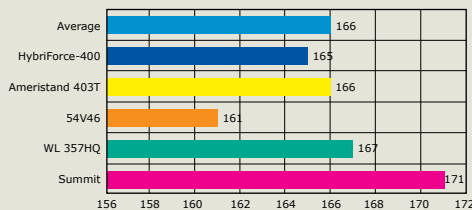
## Summit Forage Quality A

Variety	Yield Tons/Acre	RFQ	Milk/Acre
Summit	5.90	171	17,318
WL 357 HQ	5.72	167	16,627
54V46	5.61	161	16,124
Ameristand 403T	5.41	166	15,582
HybriForce-400	5.24	165	15,264
Average	5.58	166	16,183

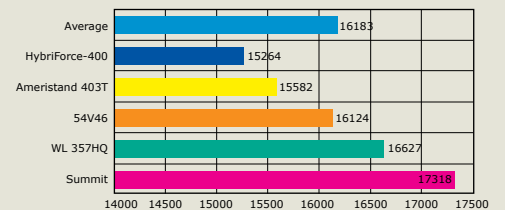
Yield Tons/Acre



RFQ



Milk/Acre



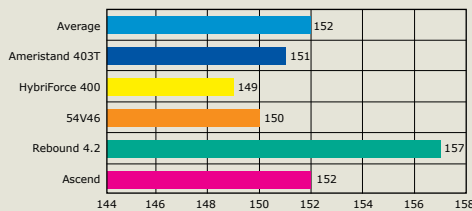
## Ascend Forage Quality B

Variety	Yield Tons/Acre	RFQ	Milk/Acre
Ascend	6.32	152	17,481
Rebound 4.2	6.15	157	17,287
54V46	6.06	150	16,721
HybriForce-400	5.56	149	15,206
Ameristand 403T	5.05	151	13,971
Average	5.83	152	16,133

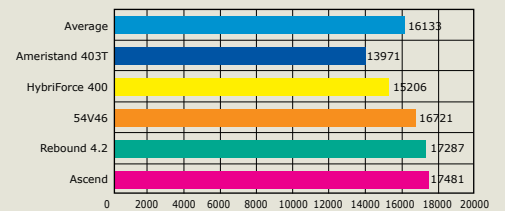
Yield Tons/Acre



RFQ



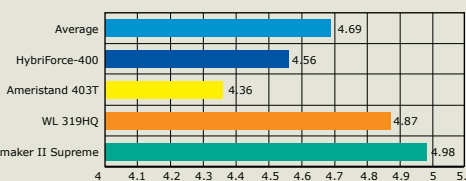
Milk/Acre



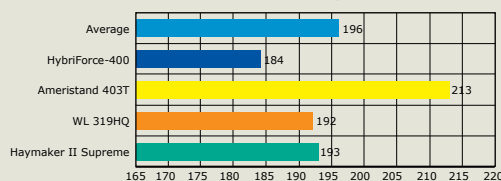
## Haymaker II Supreme Forage Quality B

Variety	Yield Tons/Acre	RFQ	Milk/Acre
Haymaker II Supreme	4.98	193	16,311
WL 319 HQ	4.87	192	15,903
Ameristand 403T	4.36	213	14,726
HybriForce-400	4.56	184	14,485
Average	4.69	196	15,356

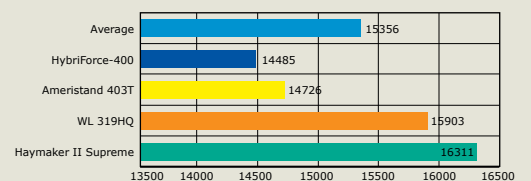
Yield Tons/Acre



RFQ



Milk/Acre



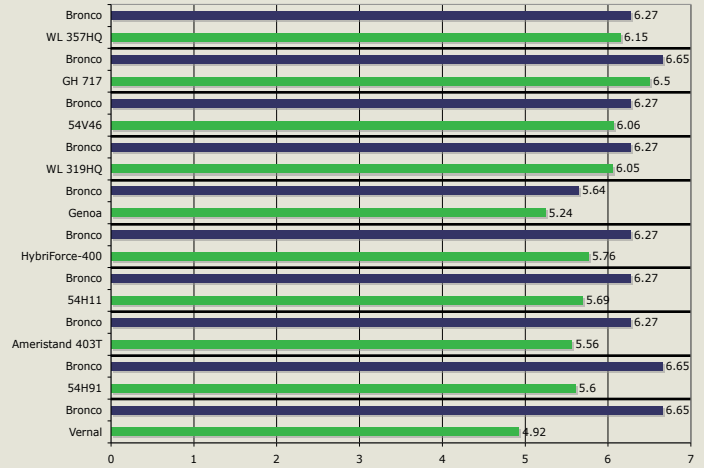
A. First Production year data from the first, second and third cuttings in Wisconsin

B. Multiple trials, multiple years

# Alfalfa Comparison by Variety

## Bronco Brand

Competitor	Yield	Tons/Acre	% of Competitor
Vernal	4.92	6.65	135
54H91	5.60	6.65	119
Ameristand 403T	5.56	6.27	113
54H11	5.69	6.27	110
HybriForce-400	5.76	6.27	109
Genoa	5.24	5.64	108
WL 319 HQ	6.05	6.27	104
54V46	6.06	6.27	103
GH 717	6.50	6.65	102
WL 357 HQ	6.15	6.27	102

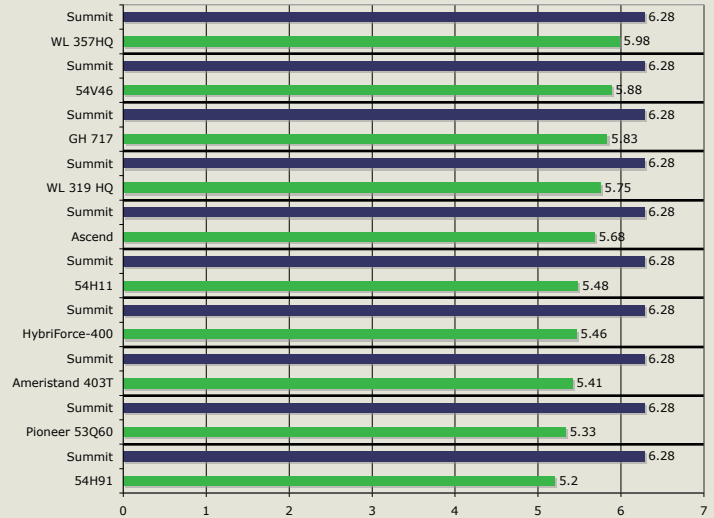




# Alfalfa Comparison by Variety

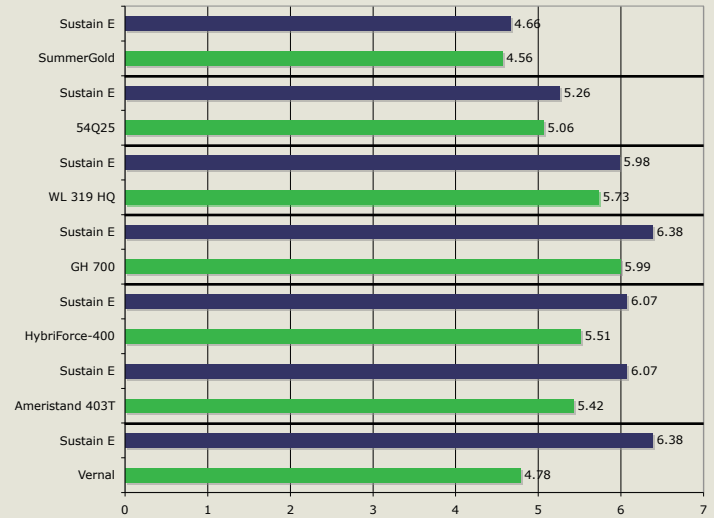
## Summit

Competitor	Yield	Tons/Acre	% of Competitor
54H9I	5.20	6.28	121
Pioneer 53Q60	5.33	6.28	118
Ameristand 403T	5.41	6.28	116
HybriForce-400	5.46	6.28	115
54H11	5.48	6.28	115
Ascend	5.68	6.28	111
WL 319 HQ	5.75	6.28	109
GH 717	5.83	6.28	108
54V46	5.88	6.28	107
WL 357 HQ	5.98	6.28	105



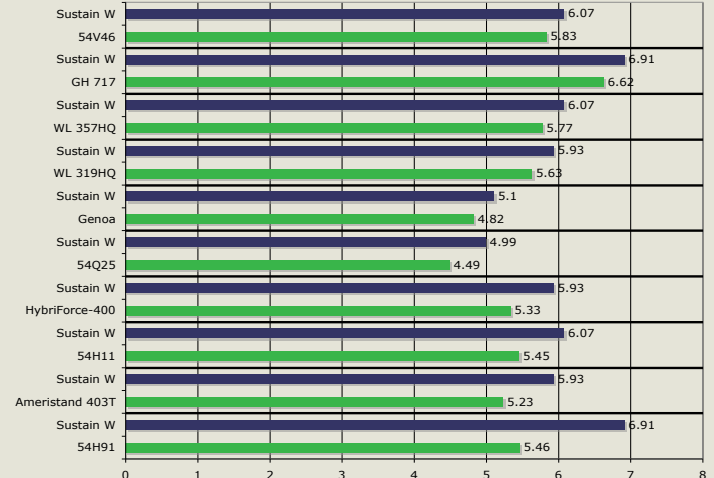
## Sustain E Brand

Competitor	Yield	Tons/Acre	% of Competitor
Vernal	4.78	6.38	133
Ameristand 403T	5.42	6.07	112
HybriForce-400	5.51	6.07	110
GH 700	5.99	6.38	106
WL 319 HQ	5.73	5.98	104
54Q25	5.06	5.26	104
SummerGold	4.56	4.66	102



## Sustain W Brand

Competitor	Yield	Tons/Acre	% of Competitor
54H9I	5.46	6.91	126
Ameristand 403T	5.23	5.93	113
54H11	5.45	6.07	112
HybriForce-400	5.33	5.93	111
54Q25	4.49	4.99	111
Genoa	4.82	5.10	106
WL 319 HQ	5.63	5.93	105
WL 357 HQ	5.77	6.07	105
GH 717	6.62	6.91	104
54V46	5.83	6.07	104

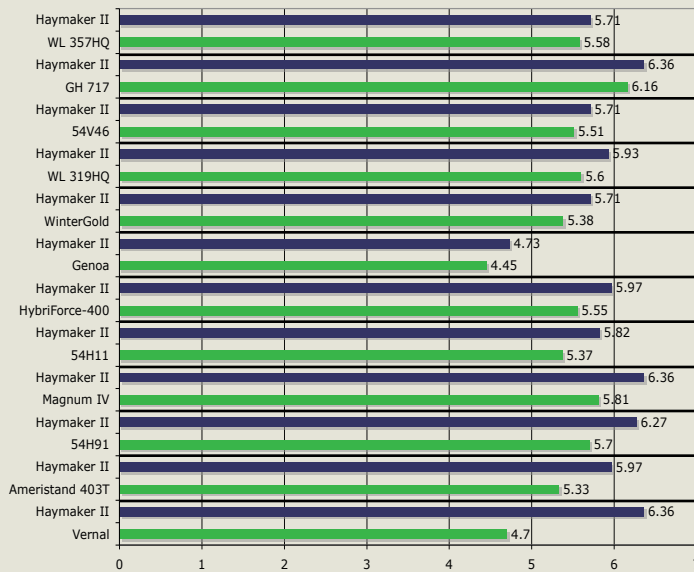




# Alfalfa Comparison by Variety

## Haymaker II Supreme

Competitor	Yield	Tons/Acre	% of Competitor
Vernal	4.70	6.36	136
Ameristand 403T	5.33	5.97	112
54H9I	5.70	6.27	110
Magnum IV	5.81	6.36	110
54H1I	5.37	5.82	108
HybriForce-400	5.55	5.97	108
Genoa	4.45	4.73	106
WinterGold	5.38	5.71	106
WL 319 HQ	5.60	5.93	106
54V46	5.51	5.71	104
GH 717	6.16	6.36	103
WL 357 HQ	5.58	5.71	102



## Ascend 552

Competitor	Yield	Tons/Acre	% of Competitor
Vernal	5.09	6.28	123
54H9I	6.29	6.97	111
Pioneer 53Q60	6.56	7.17	109
HybriForce-400	6.25	6.75	108
Ameristand 403T	6.32	6.75	107
54H1I	6.29	6.70	106
54Q25	6.24	6.59	106
Garst 6400HT	5.21	5.49	105
54V46	6.22	6.50	105
Magnum VI	5.59	5.83	104
DKA33-16	6.31	6.57	104
DKA34-17RR	5.61	5.83	104
Garst 6415	5.61	5.83	104
Garst 6420	5.61	5.83	104
DKA41-18RR	5.61	5.83	104
WL 319 HQ	6.35	6.59	104
DKA42-15	6.81	6.99	103
SummerGold	6.82	6.97	102
GH 717	6.26	6.40	102
Garst 6415	5.38	5.49	102
GH 727	5.74	5.83	102
Genoa	6.50	6.61	102
WL 357 HQ	6.28	6.34	101
Rebound 4.2	7.07	7.12	101

